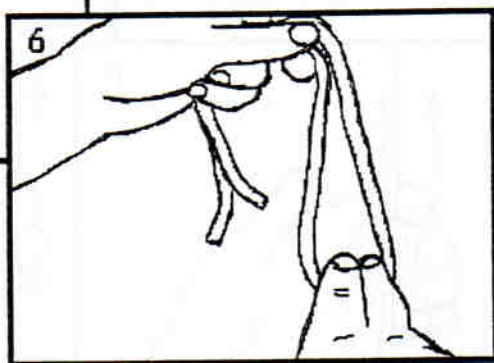


**Fig. 5.** Hold both ends of the string with the RH and display the knot in the middle of the shoestring at the bottom of the loop.

*"I found out how to get rid of the knot. I just give it a little rub like this...And it disappears!"*

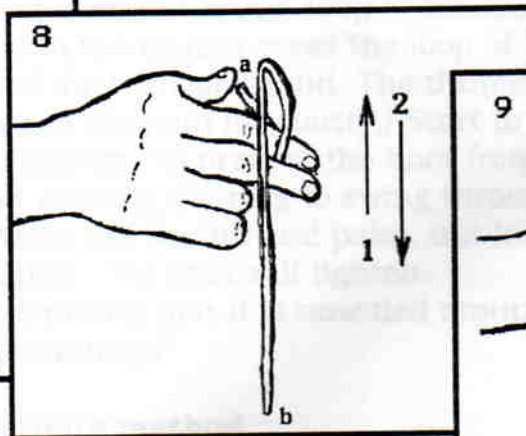
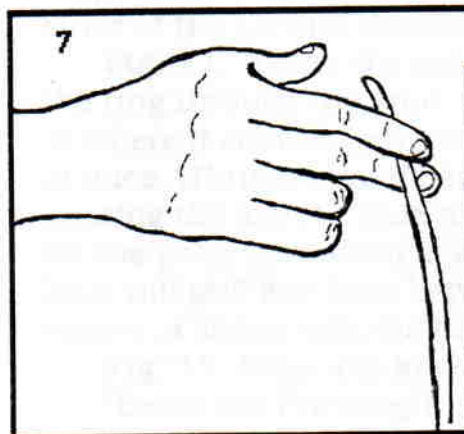


**Fig. 6.** Just cover the knot with your free hand, rub it as you pull the ends of the string tight and the knot will untie while hidden in your hand. Show that the knot is gone. I'm always surprised when I get a strong reaction on this simple trick. I credit the reaction to the patter.

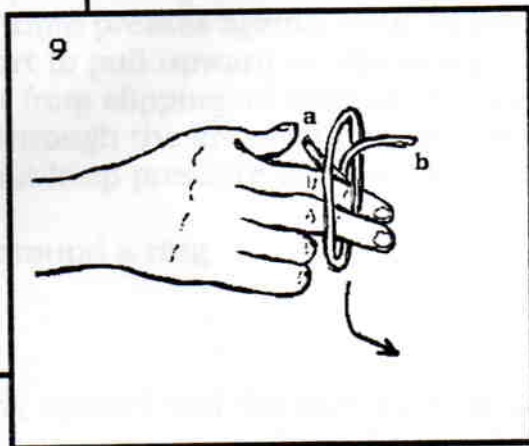
## 2. The Knot Appears

You are about to snap a knot into the shoestring. Here's how:

**Fig. 7.** Now hold one end of the shoestring between the second and third fingers of the RH. Fingers should be pointed down at a 45 degree angle.



**Fig. 8.** Quickly raise the RH straight up and then down. This momentarily forms a loop of rope hanging in the air. As the hand comes down give the rope a chop at a point about in the middle of the rope.



**Fig. 7- 9.** Audience view

**Fig. 9.** This chop should cause end 'b' to swing upward, wrap around the fingers and pass through the loop of rope, forming a knot.

If your fingers are held at a 45 degree angle and you chop the middle of the string, you should be able to do it on your very first try... providing that it is the second Tuesday of an odd numbered month and it hasn't rained all week. Otherwise, you'll need to practice a lot. But it is worth it, because it looks like pure magic!

*"But, being a magician, I found out how to make the knot come back."* Snap the knot into the string. This always gets a good reaction.

Some people may consider this bit with the knots in the shoestring to be less dramatic and, therefore, insignificant to the routine. But I think that this "slow-start" is really a form of misdirection to the actual plot of the routine, which makes the production of the ring much more dramatic. So far, the audience is only aware of the shoestring in your hand, so you are set to make a strong production of the finger ring.