

that the loop of string is starting to be pulled all the way through the ring. Of course, you can't pull one of the strands because it is wedged below the ring. So, really, only pull one strand as you appear to pull both strands. The effect is that the loop will get smaller as the string starts to pull all the way through the ring.

Finish your question as you pause showing just a very small loop of string left to clear the ring, "...what do you think should happen to the ring?" One of the spectators will usually say, "It will come off."

Fig. 38. Then pull the loop all the way through and release the ring. It will appear to pop onto the string. Hold up the string to show the ring hanging on the loop. Sometimes I'll turn to the person who answered the question and say, "Sometimes it's better just not to speak up, isn't it?"

This ends the second set of three tricks. There are three more tricks to come before the main routine ends. The next two moves happen quickly.

7. The Ring is Pulled Off of the String

The ring is hanging from the string which is held by the RH. You're now in

position to appear to just yank the ring right through the string. Hold the string near the person on your right and say, "Give the ring a tug. Does it come off?" They'll try it and say that it doesn't come off. Then you grab the ring with your LH and tug on it a couple of times saying, "That's right! It won't come off no matter how hard you pull..." As you are saying these lines you're apparently giving the ring a few more good tugs, but that is just misdirection for secretly transferring the ring from under the LH to the RH:

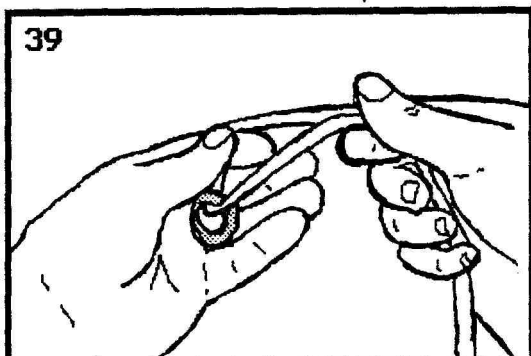


Fig. 39. The LH fingers grasp the ring and the upper strand of the string and start to pull away from the RH. The LH appears to be maintaining a grip on the ring and that is apparently what is keeping the string taut. But really it is the L forefinger and thumb holding on to the string that keeps it taut.

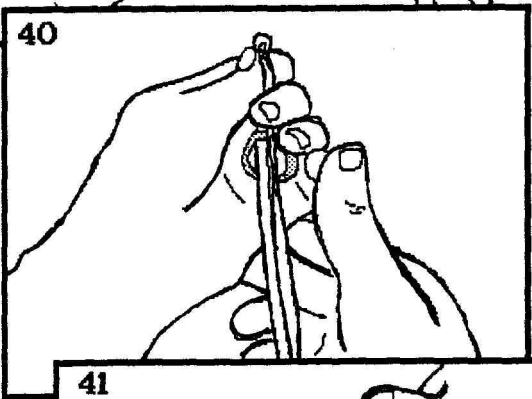


Fig. 40. The LH is held in a loose fist around the ring. As the LH apparently tugs on the ring, the LH is momentarily raised higher than the RH and the RH comes close to the LH in order to re-grip the string to give it a tug. This is when the ring is released from the left fist and it slides down the string and into the RH. The ring is completely covered by the RH as it slides down.

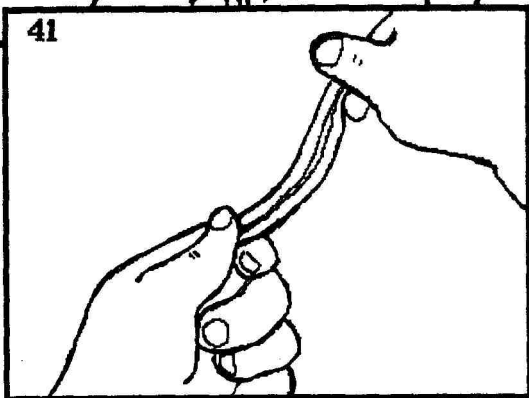


Fig. 41. The LH is immediately lowered and feigns tugging on the ring once more. Then, finish the line by saying, "...Because the secret is not to pull hard, but simply to unscrew it!" Then do a twisting action on the string with the LH. It's a silly line, but the audience knows its just a humorous