

## II. The Main Routine:

Here is an outline of what happens in this routine:

4. The Spectator Pulls the Ring Off of the String
5. The String is Pulled Through the Ring
6. The Ring Jumps Onto the String
7. The Ring is Pulled Off of the String
8. The Ring is Tossed Onto the String
9. The Ring Disappears and Reappears on the Other Hand

### 4. The Spectator Pulls the Ring Off of the String

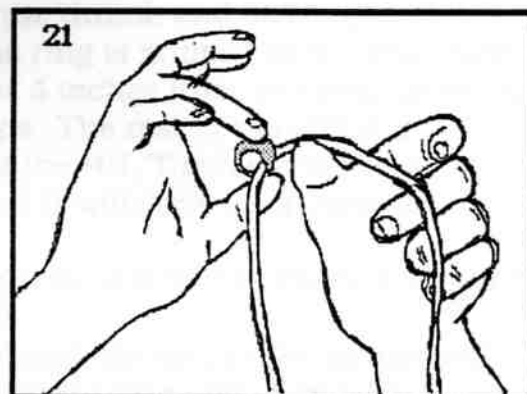
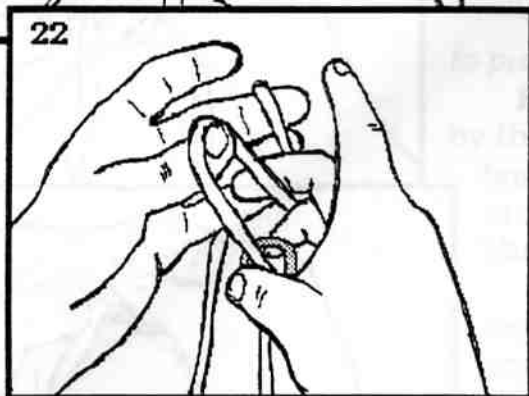
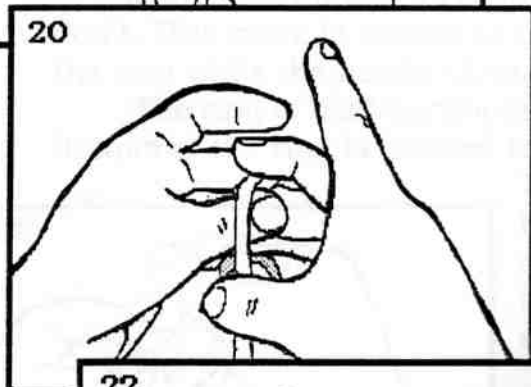
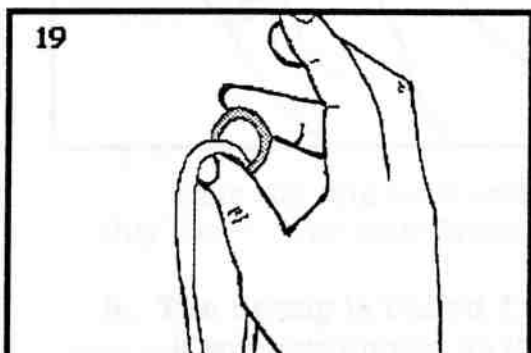
**Fig. 19.** Hold the ring between the fourth (ring) finger and thumb of the RH, thumb underneath and finger on top. Let the string hang down from the ring.

"Does it look like the string is in the ring?" Turn to person on your right saying, "Oh, you want to check it, don't you?" This

comment, as you turn to the right, serves as misdirection when presented in a humorous way; as if the person on the right is especially suspicious. As this is said, the ring will be secretly removed from the string in the following manner:

**Fig. 20.** The ring is held by the RH with the string hanging down from the ring. The middle finger and thumb of the LH are placed under the string from the right side, so that they lift up the back of the string and bring it around in front.

**Fig. 21.** Alternate view.



**Fig. 22.** The LH will move up as the RH moves down. There is a space between the middle finger and thumb of the LH where the string is draped across. The middle

finger of the RH is free- it goes down into the space between the LH thumb and middle finger and onto the string. As the RH goes down and the LH goes up, the string will be automatically drawn out of the ring.

*"Simplicity of props and directness of plot make this appealing and intriguing."*

**Fig. 23.** When the end of the string is pulled clear of the ring, the string will be looped around the tip of the middle finger of the RH. Release the fourth finger and